

1,2-Distannylation and -disilylation of cyclic allenes

Klaus Kwetkat,^a Bruce H. Riches,^a Jean-Marie Rosset,^a Douglas J. Brecknell,^a Karl Byriel,^a Colin H. L. Kennard,^a David J. Young,^a Ulrich Schneider,^b Terence N. Mitchell^b and William Kitching^a

^a Department of Chemistry, The University of Queensland, Brisbane, Qld 4072, Australia

^b Fachbereich Chemie, Universität Dortmund, Postfach 500500, W-4600 Dortmund 50, Germany

Cyclo-1,2-dienes (C₉–C₁₃) are converted into the synthetically promising 2,3-bis(trimethylsilyl)- and 2,3-bis(trimethylstannyl)cycloalk-1-enes by disilylation with lithium chlorotrimethylsilane in tetrahydrofuran, and Pd⁰-catalysed addition of hexaalkyldistannanes, respectively.

There is considerable interest in the stoichiometric metallo-functionalisation of allenes^{1,2} (because the derived vinyl or allylic metallic species are potentially valuable synthetic intermediates) as well as in transition-metal promoted additions to allenes.^{3,4} Medium-ring allenes are of special interest because considerable mechanistic insight may be provided. In this connection, we wish to describe the Pd⁰-promoted 1,2-distannylation and the 1,2-disilylation of medium-ring allenes which furnish useful doubly functionalised medium-ring cycloalkenes, and the structures of η³-allylpalladium complexes, analogous to likely intermediates in the Pd⁰-promoted additions.

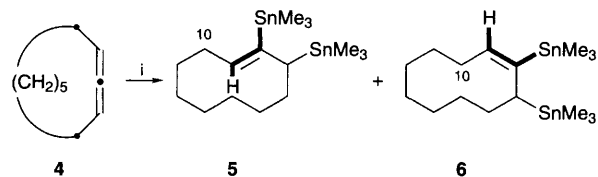
Reaction of cyclonona-1,2-diene **1**,⁵ the smallest cyclic allene easily handled in the temperature range 20–80 °C, with Sn₂Me₆ and [Pd(PPh₃)₄] in the absence of solvent at 80 °C, (Scheme 1),² provides in excellent yield, essentially one distannane, formulated† as **2a** on the basis of extensive NMR spectroscopy.^{6†} [We use the terms *cis* and *trans* to indicate the disposition of the carbon atoms attached to the double bond. Thus **2a** is *cis*, but rigorously would be the (*E*) isomer]. NMR measurements (500 MHz) showed H¹ in **2** (δ 5.28, dd, *J* 10.7, 6.1 Hz) to be coupled to tin (³*J*_{Sn–H¹} 86 Hz) with a value at the high end of the range for a *cis* arrangement of Sn and H on the double bond,⁶ but quite low for a *trans* arrangement, as present in **2b**.⁶ In the ¹³C NMR spectrum of **2**, C⁹ exhibited ³*J*_{Sn–C⁹} 75 Hz, a value consistent with a 180° dihedral angle as in **2a**,⁷ but quite large for a 0° dihedral angle, as present in **2b**.⁷ The addition of Sn₂Et₆ and Sn₂Bu_n₆ under similar conditions provides the *cis* isomers, analogous to **2a**. These conclusions are supported by measurements on stannane **3** (Scheme 2) shown to incorporate a *cis* double bond by X-ray crystallography.⁸ The three-bond couplings shown for **3** in Scheme 2 are in excellent

agreement with those for **2a**, when a slight correction for the change SnMe₃ to SnPh₃ is made.‡

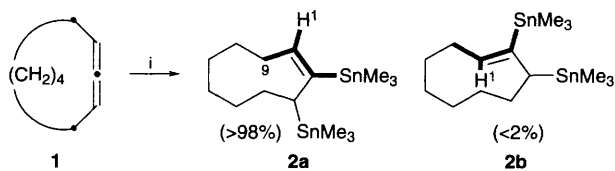
1,2-Distannylation of cyclodeca-1,2-diene **4**, as described for **1** is particularly instructive as both the *trans* (**5**) and *cis* (**6**) distannanes are present after purification (*ca.* 2 : 1 ratio, Scheme 3), but the kinetic product is very predominantly **5**. In the major isomer, ³*J*_{Sn–H¹} = 165 Hz, whereas in the minor isomer, ³*J*_{Sn–H¹} = 82 Hz, leading unambiguously to the structures shown in Scheme 3, and confirming the conclusion for **2a**. Of further interest was the presence of a single diastereoisomer of **5**.

The Pd⁰-promoted addition probably proceeds by oxidative addition of Sn₂Me₆, followed by formation of an η³-allylpalladium complex **7²** within which the second SnMe₃ group is delivered from the palladium-bearing face (Scheme 4) providing one diastereoisomer of **5**. Three η³-allyl palladium isomers are possible, but **7a** and **7b** (path *a*) can provide **2a** whereas **7b** (path *b*) and **7c** would provide **2b**, which is not observed.⁶ Other evidence supports the intermediacy of **7a**, and in particular the η³-allyl palladium complex formed directly from cyclononene **8** and PdCl₂ under modified Hüttel conditions⁹ (PdCl₂–NaCl–NaOAc–H₂O–CH₃CO₂H) is the *anti-anti* complex **9a** (Scheme 5) whose structure has been established by NMR spectroscopy and X-ray crystallography.¹⁰ There is no evidence for formation of the *syn-anti* or *syn-syn* complexes **9b** and **9c** respectively.

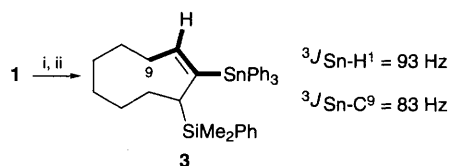
Reactions of cycloundeca-1,2-diene and cyclotrideca-1,2-diene were similar in that one diastereoisomer of each of the *trans* ring-configured distannanes (*ca.* 90%) was the major product. These results are similarly consistent with the nature of the η³-allylpalladium complexes formed in the direct palladation of the cycloalkenes,^{9,10} for which there is an increasing



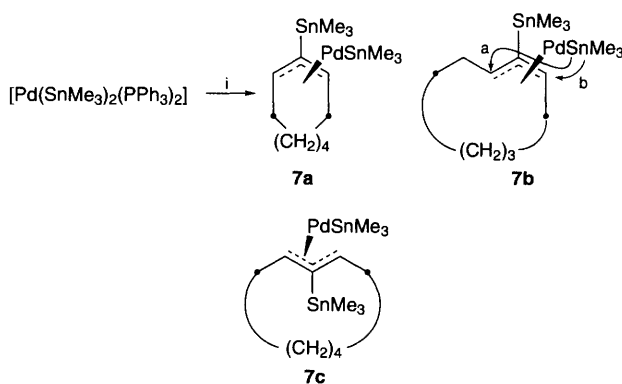
Scheme 3 Reagents and conditions: i, Sn₂Me₆, [Pd(PPh₃)₄]; 73% yield



Scheme 1 Reagents and conditions: i, Sn₂Me₆, Pd⁰, 80 °C, 12 h



Scheme 2 Reagents and conditions: i, Li[Cu(CN)(SiMe₂Ph)]; ii, SnClPh₃; 50% yield after recrystallization



Scheme 4

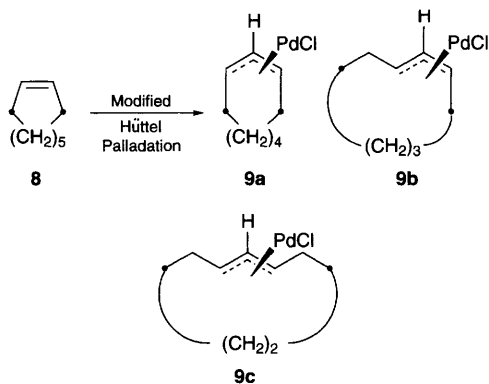
proportion of *syn-anti* and *syn-syn* complexes with increasing ring size.

Disilylation of **1** with SiClMe₃-Li-THF¹¹ (Scheme 6) provided a single isomer of 2,3-bis(trimethylsilyl)cyclonon-1-ene, assigned the *cis* arrangement **10**,[¶] with H¹ at δ 5.64 (dd, *J* 13, 5 Hz) and δ (²⁹Si) at -4.18 (vinyl Si) and +2.79 (allyl Si). This disilane resisted deprotonation and was stable to fluoride ion and heating (*ca.* 180 °C).¹² Cyclodeca-1,2-diene **4** provides (Scheme 7) roughly equal amounts of two isomers of the disilane (*M* = 282; δ_{H^1} 5.71, dd, *J* 11.7, 4.9 Hz; δ 5.57, dd, *J* 12, 3.7 Hz) and at least one must incorporate a *trans* double bond.

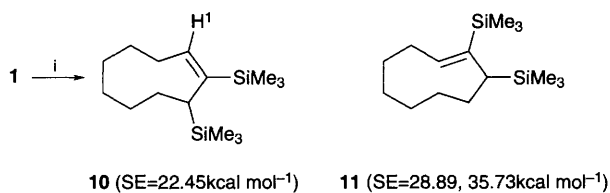
MM3 (92) calculations were performed on the cyclonon-1-enyl and cyclodec-1-enyl systems using locally derived force-field parameters for silicon.¹³ In both ring systems, the optimised structure of the *cis* isomer is of significantly lower steric energy (SE, cal = 4.184 J) than that for either of the *trans* diastereoisomers, suggesting **12** is one of the products from **4**.

Similar reductive silylation of the C₁₀-C₁₃ cyclic allenes was conducted because of the increased possibility of *trans* isomers as demonstrated above for the Pd⁰-promoted distannylations. The higher allenes⁵ (C₁₁, C₁₂, C₁₃) each afford two disilanes and we presume the major isomer in each case (90% for C₁₁ and C₁₂ and 70% for C₁₃) has a *trans*-configured double bond. Attempts to acquire crystalline derivatives in the disilane series have been unsuccessful.

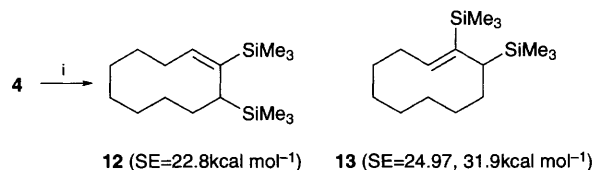
The ready conversion of the easily accessible medium ring 1,2-dienes to distannanes and disilanes provides opportunities for selective reactions based on the higher reactivity towards electrophiles of the allylic silane (stannane) moiety, and



Scheme 5



Scheme 6 Reagents and conditions: i, SiClMe₃, Li, THF, room temp.



Scheme 7 Reagents and conditions: i, SiClMe₃, Li, THF, room temp.

possible Pd⁰-coupling reactions of the stannanes. These are now being examined.¹⁴

Footnotes

† All new compounds provided satisfactory spectral data (multinuclear NMR and MS) and microanalytical or high-resolution MS data.

‡ In one reaction of allene **1** (Scheme 1) a very minor product, characterised only by its ¹¹⁹Sn NMR spectrum (δ -10.01, 37.5; ³*J*_{Sn-Sn} 183 Hz) was formed and could be the *trans* isomer **2b**. The corresponding data for the major *cis* isomer **2a** are δ_{Sn} -0.3; -31.2; ³*J*_{Sn-Sn} 179 Hz.

§ ^{119,117}Sn couplings to ¹H, ¹³C are slightly greater from a SnPh₃ group compared with SnMe₃.

¶ A difference-NOE experiment shows close proximity between H¹ and the vinylic SiMe₃ group as expected for **10**, but not for **11**.

References

- A. Barbero, P. Cudraro, A. M. Gonzalez, F. J. Pulido and I. Fleming, *J. Chem. Soc., Perkin Trans. 1*, 1991, 2811 and references therein.
- T. N. Mitchell and H. Killing, *Organometallics*, 1984, **3**, 1318; T. N. Mitchell and U. Schneider, *J. Organomet. Chem.*, 1991, **407**, 319; M. Murakami, T. Yoshida, S. Kawanami and Y. Ito, *J. Am. Chem. Soc.*, 1995, **117**, 6408.
- See, for example, R. C. Larock, N. G. Berrios-Peña and C. A. Fried, *J. Org. Chem.*, 1991, **56**, 2615; R. C. Larock and J. M. Zenner, *J. Org. Chem.*, 1995, **60**, 482; Y. Yamamoto, M. Al-Musum and N. Asao, *J. Am. Chem. Soc.*, 1994, **116**, 6019.
- B. M. Trost and V. J. Gerusz, *J. Am. Chem. Soc.*, 1995, **117**, 5156 and references therein; S. Ma and E. Negishi, *J. Am. Chem. Soc.*, 1995, **117**, 6345.
- For allene preparations, see P. D. Gardner and M. Narayana, *J. Org. Chem.*, 1961, **26**, 3578; L. Shattebol, *Acta Chem. Scand.*, 1963, **17**, 1683; E. T. Marquis and P. D. Gardner, *Tetrahedron Lett.*, 1966, **25**, 2793.
- For a general review, see B. Wrackmeyer, *Ann. Rep. NMR Spectrosc.*, 1985, **73**; see also J. P. Quintard, M. Degueil-Castaing, B. Barbre and M. Petraud, *J. Organomet. Chem.*, 1982, **234**, 41.
- D. Doddrell, I. Burfitt, W. Kitching, M. Bullpitt, C. H. Lee, R. J. Mynott, J. L. Considine, H. G. Kuivila and R. H. Sarma, *J. Am. Chem. Soc.*, 1974, **96**, 1640.
- A full discussion of this structure will be found in K. Kwetkat, B. H. Riches, D. J. Brecknell, C. H. L. Kennard, K. Byriel, D. J. Young and W. Kitching, *J. Chem. Soc., Perkin Trans. 1*, to be submitted.
- R. Hüttel and H. Dietl, *Chem. Ber.*, 1965, **98**, 1753; see also H. C. Volger, *Rec. Trav. Chim.*, 1969, **88**, 225; R. Hüttel, *Synthesis*, 1970, 225.
- A full discussion of this structure and the nature of the η^3 -allyl complexes formed by palladation of medium-ring cycloalkenes and cycloalk-1,2-dienes will be found in J.-M. Rosset, C. H. L. Kennard, K. A. Byriel, B. H. Riches and W. Kitching, *J. Chem. Soc., Perkin Trans. 1*, to be submitted.
- R. Calas and J. Dunogues, *J. Organomet. Chem. Libr.*, 1976, **2**, 277; R. Calas, *J. Organomet. Chem.*, 1980, **200**, 11.
- The product of this reaction was described originally (M. Laguerre, J. Dunogues and R. Calas, *Tetrahedron Lett.*, 1978, 57) as the *trans* isomer **11**, on the basis of the NMR signal for H¹, reported as a doublet of doublets (δ 5.73, *J* 5.5, 11 Hz), in good agreement with our data. The view, present at that time, that a doublet of doublets pattern for H¹ was indicative of a *trans* double bond (as in **11**) (see for example, C. B. Reese and A. Shaw, *J. Chem. Soc., Perkin Trans. 1*, 1975, 2422; H. J. J. Loozen, J. W. de Haan and M. M. Buck, *J. Org. Chem.*, 1977, **42**, 418) is not justified. For example, compound **3**, shown by X-ray crystallography to incorporate a *cis* double bond, shows H¹ as a doublet of doublets (δ 5.76, *J* 11.7, 5.5 Hz), with other coupling constants as in Scheme 2. The CP MAS solid-state ¹³C NMR spectrum of **3** was well resolved and exhibited chemical shifts similar to those obtained for solution in CDCl₃.
- D. J. Brecknell, unpublished work.
- See, for example, T. N. Mitchell, U. Schneider and K. Heesche-Wagner, *J. Organomet. Chem.*, 1991, **411**, 107.

Received, 31st October 1995; Com. 5/07165H